

<p style="text-align: center;">Clinton County Community Action Program, Inc. Community Needs Assessment 2020</p>

In operation since 1965, the Clinton County Community Action Program, Inc. is a local, private, non-profit organization funded largely by grants obtained from Federal and State sources. The primary goal of Community Action is to help reduce poverty in Clinton County. This is accomplished with a variety of different programs and services that are designed to produce jobs and help people in need. The agency is governed by a Board of Trustees. There are fifteen members on the board and all of them are Clinton County Residents.

The mission of Clinton County Community Action Program, Inc. shall be to prevent and alleviate poverty conditions and their causes among urban and rural residents of the agency's service area. To facilitate this, the agency will provide programs and services directly towards improving the quality of life among the socially, economically and educationally disadvantaged. Agency administration and staff will pursue all available opportunities for program/service expansion and enhancement in areas including but not limited to Nutrition, Affordable Housing, Energy Assistance, Education and Health.

All agency activities will be carried out to the extent feasible and consistent with the provisions of law governing any federal, state and local programs. More specifically, the agency will carry out any local functions authorized under any amendments or laws pertaining to non-profit corporations in the State of Ohio.

The needs assessment process allows the agency to see where the community feels there are needs that are not being met in our community. To achieve these rules, the survey information was collected from Community Based Organizations, Faith Based Organizations, Private Sector, Public Sector and Educational Institutions.

Agency Overview

Housing

Community Action is very involved in making sure that families/individuals are given the opportunity to live in affordable housing. Since 1995, we have been building apartment complexes designed to help lower income families/individuals afford a place to live. The complexes are geared toward people that do not make enough money for market rate rent but make too much for subsidized housing.

Family Housing

Community Action currently has two complexes in Clinton County. These complexes have 84 units between the two of them. They are divided up into two- and three-bedroom units.

Senior Housing

Senior Housing is available in three different complexes located in Wilmington and one in Blanchester. These complexes have 178 units between the four of them. They are divided up into two- and three-bedroom units. One property is for seniors age 62+ while the other three are for 55+.

In 2020, 409 individuals were provided housing

Housing Rehabilitation

Community Action has purchased homes in the county in need of rehabilitation. Once the homes have been rehabbed, they are then sold. The goal of this process is to improve neighborhoods as well as provide employment opportunities.

Senior Services

Clinton County Community Action has a wide variety of senior services that we operated out of the Wilmington Savings Bank Clinton County Senior Center. The center opened in 2001 and is a perfect location for seniors to spend time doing a multitude of activities. They can even stay the entire day, as the center operates a kitchen to provide meals to the seniors.

Congregate dining is offered daily at the center with a suggested donation of \$2.50. This is a Title III program that provides 1/3 of the recommended daily nutrition requirements of older adults.

3,586 meals were served in 2020

Transportation provides transportation to all Clinton County senior residents 60 or older. The program provides transportation for such activities as: medical appointments, banking, shopping, beauty and barber shop and a variety of other needs within Clinton County.

1, 703 rides were provided to seniors for a variety of needs in 2020.

Supportive Services are also available at the senior center. Seniors can obtain current information regarding social security, Medicare, Medicaid and supplemental insurance plans as well as receiving assistance completing program applications.

397 seniors were assisted during 2020.

Recreation and Exercise programs are offered daily at the center.

156.25 hours of wellness activities were provided during 2020.

Monthly Food Box senior households receive a monthly food box providing food assistance.

50 households received monthly food boxes during 2020.

Weekly Hot Meals weekly meals are delivered to seniors needing the extra food assistance.

53,323 weekly meals were delivered during 2020.

Head Start

For 53 years, Clinton County Community Action has provided families with family centered services including high quality preschool to over 100 children ages three, four and five annually. Families may enroll their children in half day or full day sessions. Highly qualified teachers provide a rich learning experience in four classrooms and outdoors. Learning in the classroom is supported by a comprehensive approach to school readiness, which includes family engagement, health, dental health, mental health, nutrition and other services.

The curriculum is based on the science of how children learn; matches Ohio's early Learning Guidelines and is consistent with the expectations of the Federal Head Start program. Head Start is led by a group of community members and parent, the Policy Council, who are elected by the families and who ensure that the program is responsive to the needs of the community.

112 children were enrolled during 2020.

Food Pantry

The Community Action food pantry is a free service to help families/individuals that are struggling to put food on the table. The service provides applicants with a three-day supply of food including, meats, vegetables and fruits. Each household is eligible one time per month for this service.

847 boxes of food were provided assisting 1,637 people, with food valuing \$65,850.

Weatherization

Weatherization is a free service to those who qualify. It is a program designed to make homes more energy efficient. The goal is to create an energy efficient environment that not only is conserving energy but doing so with health and safety being top priority. Weatherization has been in service since 1976 when the Title IV Energy Conservation and Production Acts were set in place. The weatherization crew at Clinton County Community Action has over 50 years combined of service experience installing weatherization materials. Weatherization is available to both homeowners and renters who qualify according to income limits.

63 dwellings were weatherized with an average value of \$7,947.16 in materials installed during 2020.

Home Energy

The Home Energy Assistance Program (HEAP) aids eligible households with paying heating and cooling bills. The amount of assistance is determined by various factors including federal funding levels, how many people live in the household, total household income and the primary fuel used to heat the home. The program is here to help families in the area have heat in the winter months. The program eligibility for the HEAP program is 175% of the Federal Poverty Guidelines.

3,548 applications were completed during 2020.

CARS

CARS is a program that has been in operation since 2000. It was created to help individuals that were unable to make a down payment on a vehicle or had bad credit that was preventing them from obtaining a loan. Community Action acts as a bank and provided a vehicle that the individual can afford. Depending on what the individual can afford, a vehicle and payment plan is selected for them so they can have a form of transportation.

In 2020, there were 11 current loans for a total amount of \$59,603.10. During 2020, one individual paid off their loan.

Medical Transportation

This program, funded by the local United Way Program, assists individuals with gas cards for out of county doctor visits.

22 gas cards were distributed in 2020.

Homemaking

Individuals received assistance cleaning their home, doing laundry or grocery shopping.

163 different clients were provided services on a weekly or bi-weekly basis in 2020.

Survey Results

The Community Needs Assessment Survey was sent to sixteen different groups of people which included members from Community Based Organizations, Faith Based Organizations, Private Sector, Public Sector, Educational Institutions, Head Start Parents, and Community Action Board Members. The surveys were mailed, but they also had the option to complete online. A total of 266 responses were recorded from online surveys and ones that were mailed back.

Key topics included in the assessment were living wage jobs, affordable housing, adequate social services, childcare, sources of food, services for seniors, transportation, strengths in the county, conditions of poverty in the county, and causes of poverty in the county.

Of the surveys returned, the following individuals responded:

Who	Age Group
Community Based Organization 12.15%	Under 18 0.00%
Faith Based Organization 4.05%	18 – 24 3.21%
Private Sector 25.10%	25 – 38 10.44%
Public Sector 8.10%	39 – 50 29.72%
Education Institution 4.05%	62 + 56.63%
Elected Official 0.81%	
Low Income 33.60%	
Media 0.81%	
Mental Health Agency 0.00%	
Substance Abuse Agency 0.00%	
Program Participant / CAP Client 6.48%	
CAP Employee 6.48%	
Donor of Community Action 0.40%	
Volunteer of Community Action 0.81%	
Board Member of Community Action 0.81%	
Caregiver for the Elderly 1.62%	

Additional Identifying Factors:

Gender	Race	Ethnicity
Male or Female 96.61%	White or Caucasian 96.20%	Hispanic 2.26%
Other 0.39%	American Indian or Alaska Native 0.38%	Non-Hispanic 95.48%
	Black or African American 3.04%	
	Native Hawaiian or Other Pacific Islander 0.00%	
	Asian or Asian American 0.00%	
	Other 0.38%	

Education and Employment:

Highest Level of Education	Employment Status
Less than a high school degree 5.81%	Full Time, 32 hours / more per week 36.15%
High School Degree/ Equivalent 29.46%	Part Time, 1- 31 hours per week 5.77%
Some college but no degree 23.64%	Not employed, looking for work 1.54%
Associate Degree 12.02%	Not employed, not looking for work 1.92%
Bachelor's degree 15.89%	Retired 46.15%
Graduate Degree 13.18%	Disabled, not able to work 8.46%

Housing and Family Status:

Housing Status	Family Situation
Own 47.33%	Single Parent 23.53%
Hotel / Motel 0.00%	Two Parent 62.75%
Rent / Nursing Home/ Long-term Care 19.34%	Raising someone else's children, Not family 0.98%
Staying with family/friends, Assisted Living 1.23%	Foster Parents 0.00%
Homeless / Streets / Car/ Group Home 0.41%	Rasing own children and children of others 3.92%
Homeless Shelter / Halfway House 0.00%	Children raised by another family member (grandparents, etc.) 3.92%
Other 31.69%	Share Custody 4.90%

Have you used any Clinton County Community Action Programs in the past 12 months?

Answer Choices	Responses
Yes	41.47%
No	58.53%

If Yes, which services did you access in the last 12 months? (Select all that apply)

Answer Choices	Responses
Head Start	4.85%
Medical Transportation Assistance	0.00%
CARS Program	0.97%
Senior Services	4.85%
Clinton Maid	16.50%
Senior Housing	2.91%
ESP Homemaking	3.88%
Family Housing	2.91%
HEAP (Utility Assistance)	53.40%
PIPP (Percentage of Income Payment Plan)	5.83%

Home Weatherization	0.97%
Food Pantry	1.94%
Salvation Army Funds	0.97%

Have you received assistance from any other agency in the past 12 months?

Answer Choices	Responses
Yes	25.58%
No	74.42%

If yes, which services did you access in the last 12 months? (Select all that apply)

Answer Choices	Responses
JFS (Job and Family Services)	47.27%
Mental Health	1.82%
Clothing	1.82%
Homeless Shelter	0.00%
Addiction Services	3.64%
Medical Cost/ Prescription Assistance	5.45%
Domestic Violence	0.00%
Legal Services	0.00%
Parenting Assistance	3.64%
Food Assistance	9.09%
Rent Assistance	25.45%
Transportation Assistance	1.82%
GED / Adult Education	0.00%
WIC	0.00%
Help Me Grow	0.00%
Assistance from a church	0.00%

Are there living wage jobs available in this community for individuals who need jobs?

Answer Choices	Responses
Strongly Agree	18.35%
Agree	31.19%
Undecided	28.44%
Disagree	16.51%
Strongly Disagree	5.50%

There is affordable housing in the county.

Answer Choices	Responses
Strongly Agree	5.31%
Agree	39.82%
Undecided	20.80%

Disagree	27.88%
Strongly Disagree	6.19%

There are adequate social services in this county.

Answer Choices	Responses
Strongly Agree	7.89%
Agree	45.18%
Undecided	24.12%
Disagree	19.74%
Strongly Disagree	3.07%

There is adequate childcare in the county.

Answer Choices	Responses
Strongly Agree	4.09%
Agree	22.73%
Undecided	39.55%
Disagree	28.18%
Strongly Disagree	5.45%

There is affordable childcare in the county.

Answer Choices	Responses
Strongly Agree	4.15%
Agree	23.50%
Undecided	42.40%
Disagree	26.27%
Strongly Disagree	3.69%

There is an adequate source of food assistance in the county.

Answer Choices	Responses
Strongly Agree	13.86%
Agree	41.09%
Undecided	29.21%
Disagree	14.36%
Strongly Disagree	1.49%

There are adequate services for senior citizens in the county.

Answer Choices	Responses
Strongly Agree	8.89%
Agree	44.89%
Undecided	23.56%

Disagree	20.00%
Strongly Disagree	2.67%

There is adequate transportation in the county.

Answer Choices	Responses
Strongly Agree	8.07%
Agree	39.91%
Undecided	17.94%
Disagree	26.46%
Strongly Disagree	7.62%

Transportation in the county is affordable and easily accessed.

Answer Choices	Responses
Strongly Agree	9.42%
Agree	39.01%
Undecided	25.11%
Disagree	20.18%
Strongly Disagree	6.28%

Select what you see as the most crucial needs in the community for economically disadvantaged residents.

Answer Choices	Responses
More Food Resources	14.69%
Affordable Center Based Childcare	13.27%
Affordable In-Home Childcare	2.84%
More affordable housing for this population	21.33%
More medical providers who accept medical card clients	9.48%
More clothing resources	0.00%
More means of transportation	9.00%
Better wage jobs	10.90%
More services for senior citizens	6.64%
Other	8.06%

Other Responses:

- Mental Health
- Better Communication
- Churches
- Increase knowledge about resources
- Community Action
- Senior Housing
- Affordable Housekeeping
- Better schools
- Drug and Alcohol Rehabilitation
- Program to help individuals reform when released from jail

Identify any resources in our community that you believe needs improvement.

Responses

- Gas card program
- Transportation
- Senior Housing
- Senior Care
- More Rehabilitation Centers
- More affordable, Low-income housing
- Mental Health
- Youth Programs
- Food Stamps (raise the income limit)
- Faith Based
- Drug Addiction resources
- More providers who accept medical cards
- Existing transportation should run later
- Community Action Senior Housing
- Food distribution (More diverse food provided)
- Check on senior who do not have family
- More Senior Housing
- Homeless Shelter
- Nursing Homes
- Dental Care
- More services for Seniors
- Police
- Road Repair
- Affordable Childcare
- Jobs that offer living wage and benefits

- Community Fitness Center
- Women’s Shelter needs consistent hours, needs permanent employees
- Hospital
- Legal Aid
- More focus on preventing homelessness
- Schools
- Education and Skills Training

Regarding transportation in the county, do you use the cab system?

Answer Choices	Responses
Yes	24.11%
No	75.89%

Do you consider this form of transportation affordable?

Answer Choices	Responses
Yes	81.35%
No	18.65%

Which areas of this county do you see the greatest need for services to families who are economically disadvantaged? You may choose as many as you want.

Answer Choices	Responses
Blanchester	43.89%
Wilmington	21.11%
Sabina	5.00%
Clarksville	9.44%
Midland	7.22%
New Vienna	2.22%
Port William	3.89%
Cuba	1.67%
Reesville	0.56%
Lees Creek	1.67%
Martinsville	3.33%

Overall, what do you feel are the conditions of poverty in our community?

Answer Choices	Responses
Extremely Bad	13.30%
Moderately Bad	58.26%
Not Bad	11.01%
Unsure	17.43%

Overall, what do you feel are the causes of poverty in our community?

Answer Choices	Responses
Inadequate living wage jobs	51.69%
Lack of skills	40.58%
Inadequate training available	7.73%

If you are a client / customer of Clinton County Community Action, are you pleased with the services proved by the agency?

Answer Choices	Responses
Yes	88.68%
No	11.32%

If you answered no, in what areas could the agency improve services provided?

Responses

- Seniors
- An affordable eye care program
- COA
- Mental Health
- Youth Programs
- Training for unskilled workers
- More Senior Services
- Improve services with community work opportunities
- Homemakers
- Transportation

Other comments regarding this survey:

Responses

- No follow up on Single Senior Living Villas or Communities
- Income wage to hold a medical card should change
- Less Inspections
- The guys that do the work are great (Maintenace guys)
- Need diabetes doctor in this area
- Some questions hard to answer due to wording and function
- Transportation
- Don't know about problems in community except by word of mouth
- Grateful for Head Start
- There are places hiring, people need to be taught to work
- Dependable bus service needed
- YMCA needed, particularly for the elderly

- All of Clinton County needs help, not a specific area
- Improving schools with a commitment to quality education is a prerequisite for improving economic condition in Clinton County

Demographics

*Demographics are based on 2019 statistics unless otherwise noted.

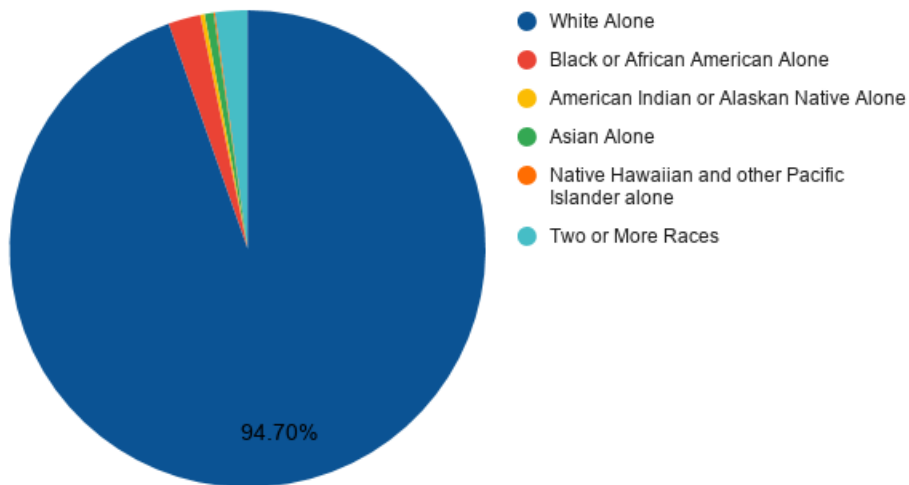
Population

According to the US Census Bureau Population Estimates for 2019, there was a total of 41,968 people living in Clinton County.

Population by Race

White alone	94.7%
Black or African American alone	2.2%
American Indian or Alaskan Native alone	0.3%
Asian alone	0.6%
Native Hawaiian and Other Pacific Islander alone	0.1%
Two or More Races	2.2%

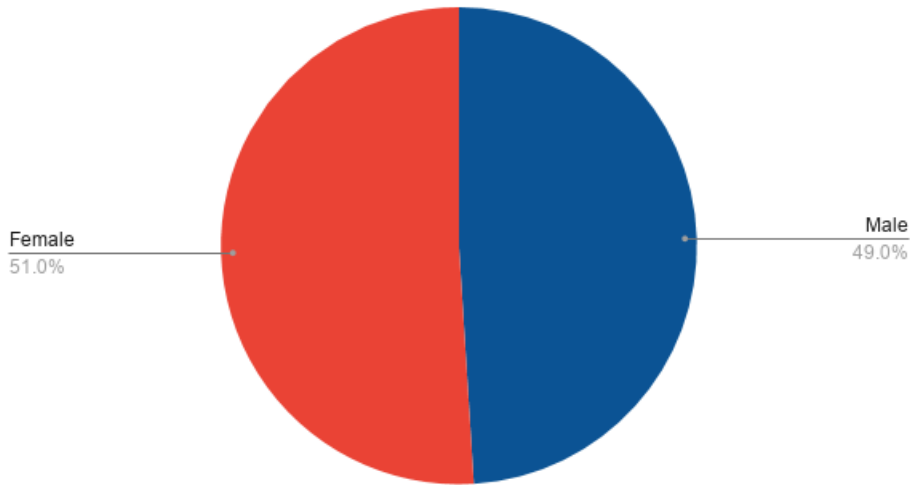
Races



Population by Sex

According to the United States Census Bureau, the sex of the population of Clinton County residents is 51% Female and 49% male.

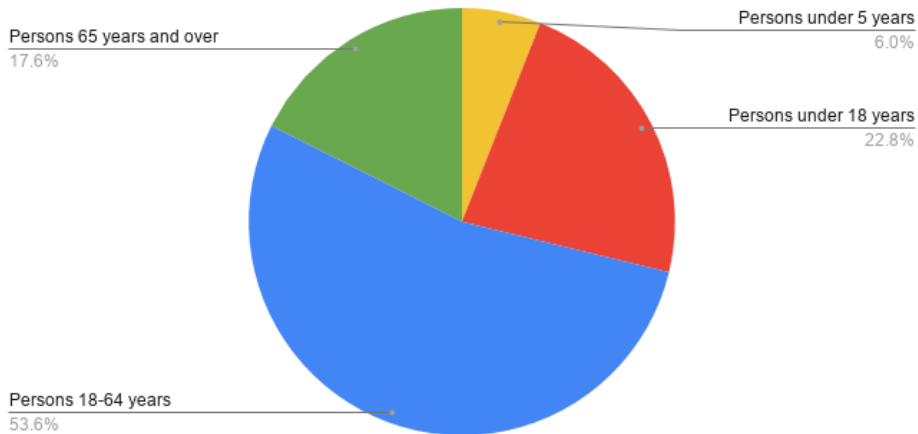
Sex



Population by Age

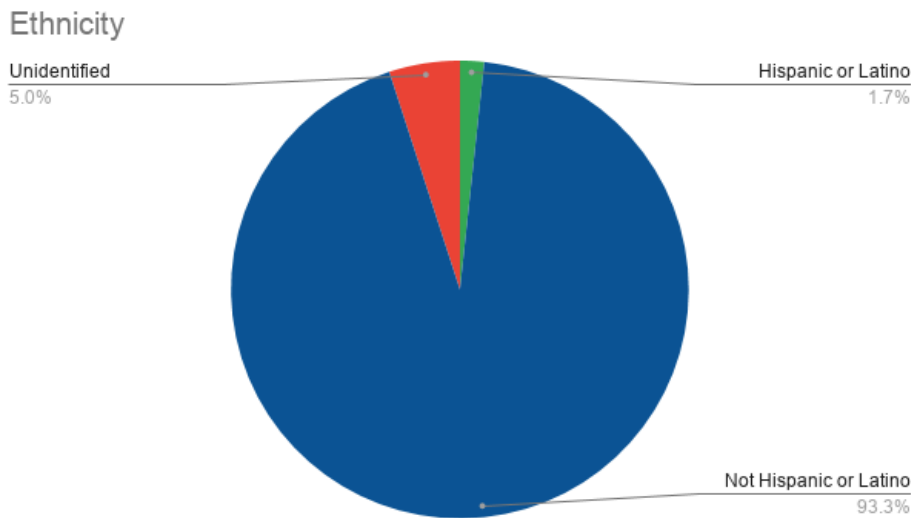
Persons under 5 years	6.0%
Persons under 18 years	22.8%
Persons 18 – 64 years	53.6%
Persons 65 years and over	17.6%

Age



Population by Ethnicity

Hispanic or Latino	1.7%
Not Hispanic or Latino	93.3%
Unidentified	5%



Income Levels

The United States Census Bureau states that the median household income for Clinton County from 2015 – 2019 was \$52,815. Per capita income was \$26,690.

Employment

According to Clinton County Port Authority, Clinton County had a civilian labor force of 20,789 with a participation rate of 62.8% in 2019.

Additionally, the 2020 unemployment rate as of June 2020 was 13.2% compared to a year earlier when the unemployment rate for Clinton County was 4.7%.

Current UC Rates

June 2019 – 9.4%

June 2020 – 9.4%

Nutrition

Utilizing data from the National Center for Education Statistics Common Core of Data for 2017-2018, 44% of students in Clinton County were eligible for free or reduced lunch, which is higher than the state average of 37%.

Households Receiving SNAP Benefits

Data Source: USDA Food and Nutrition Service SNAP Data Tables

SNAP All Persons Public Assistance Program	524
SNAP All Persons Non-Public Assistance Program	4,728
SNAP All Households Public Assistance Program	463
SNAP All Households Non-Public Assistance Program	2,119

Housing

According to Census Reporter, there were 18,163 residential addresses in Clinton County as of 2019. 91% of those addresses were occupied whereas 9% sat vacant.

Occupied Units: 16,528

Vacant Units: 1,635

Unsafe / Unsanitary Homes

U.S. Census Bureau American Community Survey

The number and percentage of occupied housing units without plumbing were shown for this report area. U.S. Census data shows 33 housing units in this report area were without plumbing in 2015 and the American Community Survey estimate 27 housing units were without plumbing in 2019.

Occupied Housing Units 2015	16,073
Housing Units Without Plumbing 2015	33
Percent Without Plumbing 2015	0.21%

Occupied Housing Units 2019	16,528
Housing Units Without Plumbing 2019	27
Percent Without Plumbing 2019	0.16%